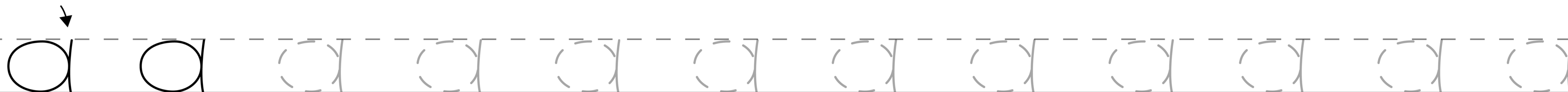


Start all letters from the top.


Start at the top with a curve.



Start with letter c, then continue to the top curve and make a straight line down. Don't take the pencil off the paper.



Make a line down the path. Wrong house! Go back up the path and over to the next door's path. (Not on their grass!)

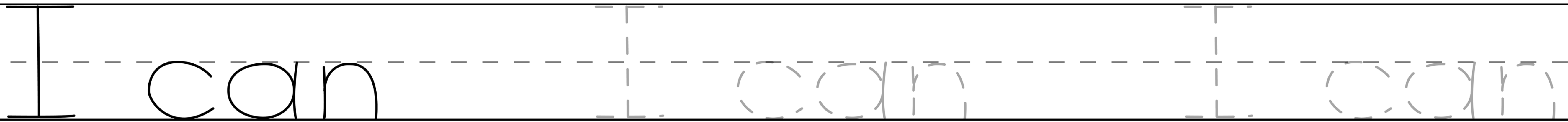
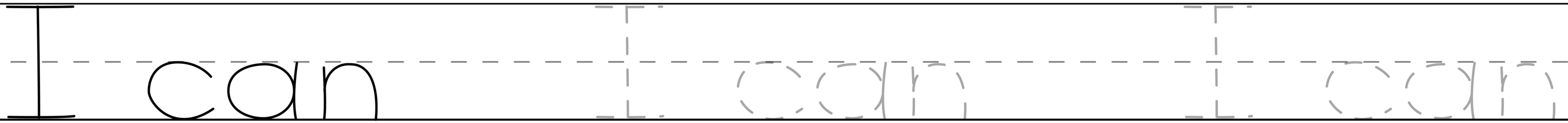
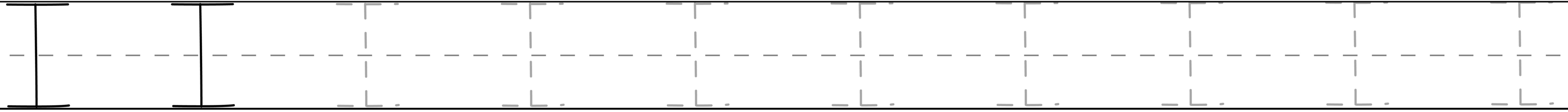


Make a snake from the top. Have it curl its tummy under its head.

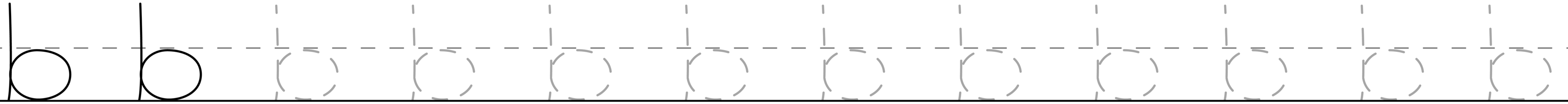


Start at the top for all tall letters.

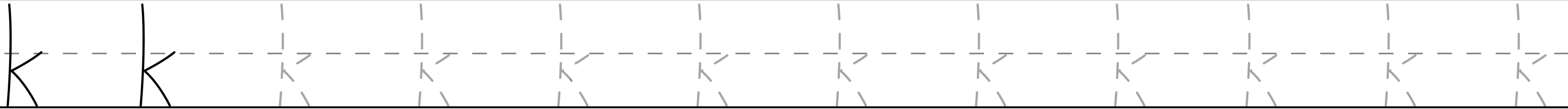
Make a tall line down. Lift up the pencil. Make a straight line across the top (hat) and the bottom (feet)



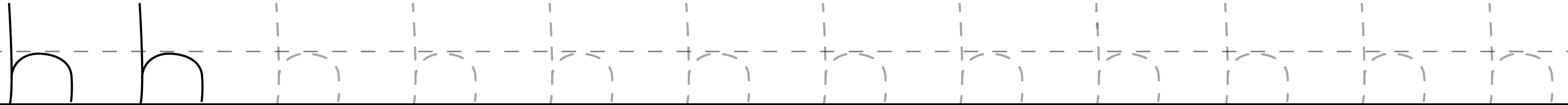
Go down the long path. Go back up half-way and do a front roll somersault!



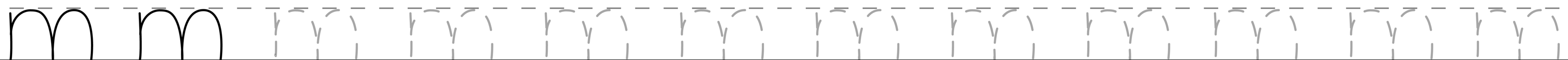
Make a tall line down (That is the wall). Throw the ball against the wall and it bounces to the ground.



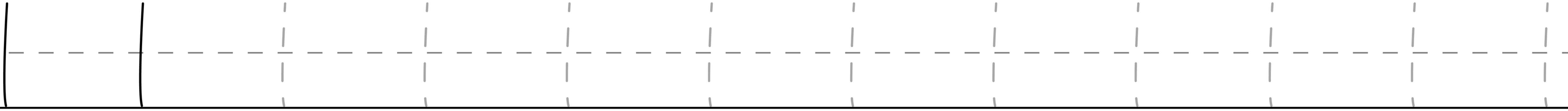
Go down the long driveway. Wrong house! Go back up half-way and go next door.



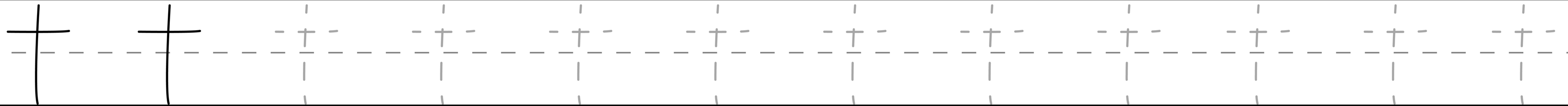
Make letter n, but you went to the wrong house again! Go back up the path to the next door.



Make a tall line down.



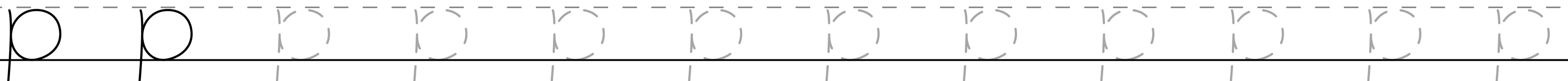
Make letter I, then lift the pencil and make a straight line across (for arms).



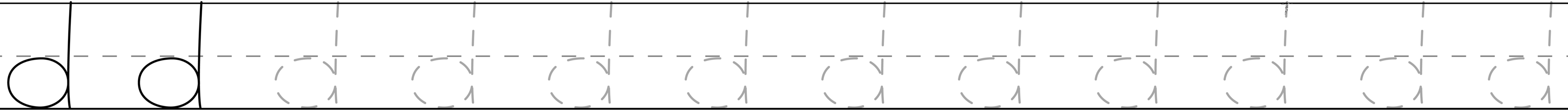
Make a line down. Put a dot above it. (Not a balloon!)



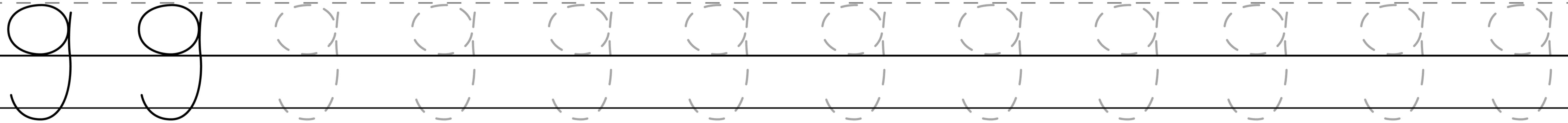
Make a line down and keep going into the water. Lift the pencil. Make letter o beside it.



Letter d is letter a with its hand in the air: "I know the answer, teacher!" Go up and down.



Letter g is letter a going fishing. Continue the a down into the water and make a hook.



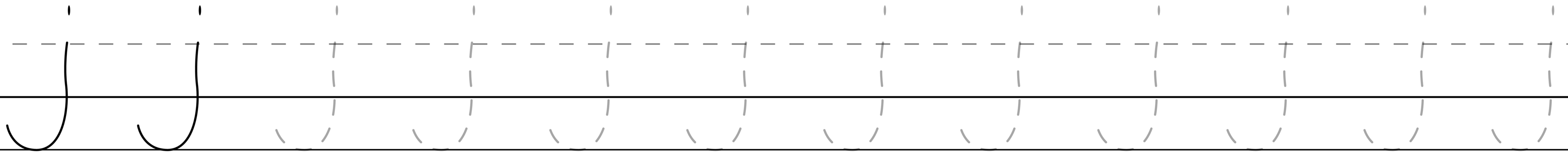
Make a line down. Go back up the path to curve into a baseball cap! ("Oops! I forgot my baseball cap!")



Make a line across (That's the table.) Keep the pencil continuing into a letter c around it. (Jump over the table and under)



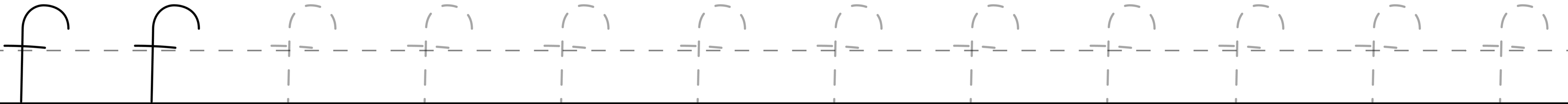
Make letter i going fishing. Put the dot on last.



Waves in water. Dive in and out, in and out. It's too cold!



Start tall with a curve at the top. Go down. Lift the pencil to give it a belt. (It's a candy cane!)



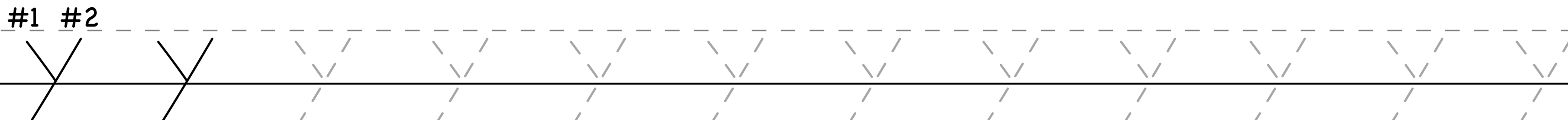
Start like letter c and continue into a circle.




Go down, curve, go up, then go down the same line, so it doesn't roll over! Looks like an umbrella!



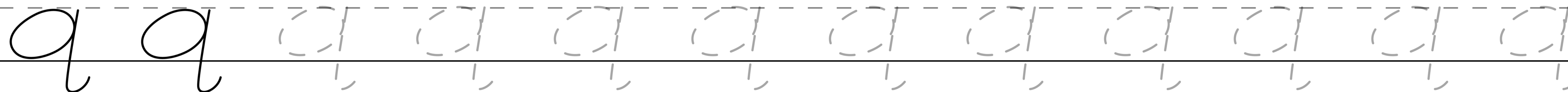
Slide down #1 hill to the ground. Lift the pencil. Start at top of #2 hill. Slide down into the water!



Start at top of #1 hill. Slide to the ground. Lift the pencil. Start at top of #2 hill. Slide down, crossing over.



Make letter a. Go down into the water and make a hook the other way.



Jump down to the ground and bounce up!



Run across the top. Slide down the hill. Run home.

